



10. Classification of Students at Senior Vocational Schools and Higher Educational Institutes

1. Senior Vocational Schools

In SY67, there were 94,547 senior vocational school students, accounting for two-thirds of total senior high school students. Since the nine-year compulsory education program was launched in SY68, the vocational education has experienced fast expansion to meet the demand of economic development. In SY2002, students of this category had risen to 339,627. Among these students, 145,134 majored in industry, 132,837 in commerce, 32,171 in home economics, 9,773 in nursing, 11,387 in agriculture, 5,335 in marine products, and 2,990 in opera and arts.

2. Higher Educational Institutes

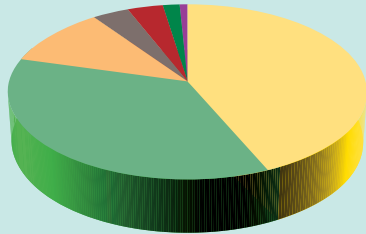
In SY2002, there were 1,240,292 students studying at universities, colleges, and junior colleges. Among them were 122,130 graduate program students (including 103,425 pursuing

the master's degree and 18,705, the doctoral degree), 770,915 university/college students, and 347,247 junior college students (including 158,748 under the 5-year program and 188,499 under the 2-year program). Out of these students, 41,735 majored in education, 28,180 in fine arts, 102,208 in humanities, 40,327 in economics, social science, and psychology, 286,835 in business administration, 13,470 in law and jurisprudence, 29,549 in natural science, 119,760 in mathematics and computer science, 125,813 in medical science, 2,098 in crafts, 297,061 in engineering, 17,885 in architecture, 27,336 in agriculture, Forest & Fishery 43,423 in home economics, 11,636 in transportation and communications, 23,395 in tourism, 18,490 in mass communication, and 11,091 in physical education.



Categories of Senior Vocational School Students

SY2002-2003

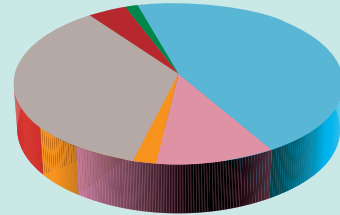


- Industry 42.73%
- Commerce 39.11%
- Home Economics 9.47%
- Nursing 2.88%
- Agriculture 3.35%
- Marine Products 1.57%
- Opera & Arts 0.8%



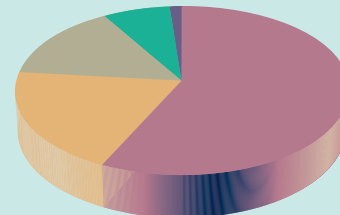
Categories of University, College, and Junior College Students

SY1992-1993



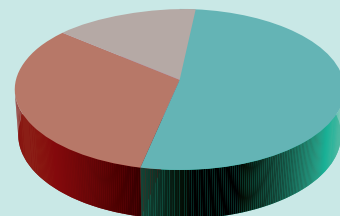
- University & College 43.00%
- 2-year Junior College 18.04%
- 3-year Junior College 2.60%
- 5-year Junior College 29.66%
- Master Program 5.13%
- Ph. D. Program 1.58%

SY2002-2003



- University & College 62.16%
- 2-year Junior College 15.20%
- 5-year Junior College 12.80%
- Master Program 8.34%
- Ph. D. Program 1.51%

SY2002-2003



- Sciences & Technology 51.6%
- Social Sciences 33.6%
- Humanities 14.8%