



10. Classification of Students at Senior Vocational Schools and Higher Educational Institutes

1. Senior Vocational Schools

In SY67, there were 94,547 senior vocational school students, accounting for two-thirds of total senior high school students. Since the nine-year compulsory education program was launched in SY68, the vocational education has experienced fast expansion to meet the demand of economic development. In SY2003, students of this category had risen to 325,996. Among these students, 140,347 majored in industry, 127,917 in commerce, 10,383 in agriculture, 33,022 in home economics, 6,576 in nursing and midwifery, 4,774 in marine products, and 2,977 in opera and arts.

2. Higher Educational Institutes

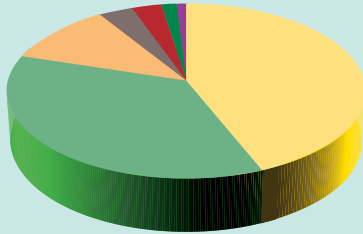
In SY2003, there were 1,270,194 students studying at universities, colleges, and junior colleges. Among them were 143,567 graduate pro-

gram students (including 121,909 pursuing the master's degree and 21,658 pursuing the doctoral degree), 837,602 university/college students, and 289,052 junior college students (including 138,612 under the 5-year program and 150,413 under the 2-year program). Out of these students, 42,548 majored in education, 31,211 in fine arts, 109,254 in humanities, 43,239 in economics, social science, and psychology, 285,500 in business administration, 15,075 in law and jurisprudence, 33,150 in natural science, 128,633 in mathematics and computer science, 126,818 in medical science, 1,661 in crafts, 289,137 in engineering, 17,812 in architecture, 28,541 in agriculture, 45,725 in home economics, 12,725 in transportation and communications, 25,866 in tourism, 20,753 in mass communication, and 12,546 in physical education.



Categories of Senior Vocational School Students

SY2003-2004

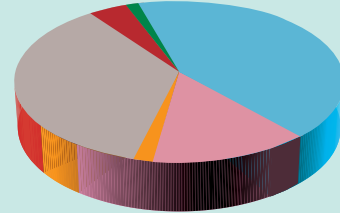


- Industry 43.05%
- Commerce 39.24%
- Agriculture 3.19%
- Home Economics 10.13%
- Nursing 2.02%
- Marine Products 1.46%
- Opera & Arts 0.91%



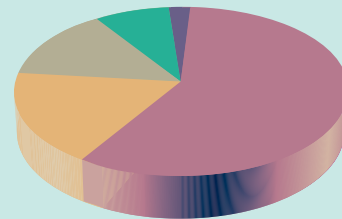
Categories of University, College, and Junior College Students

SY1993-1994



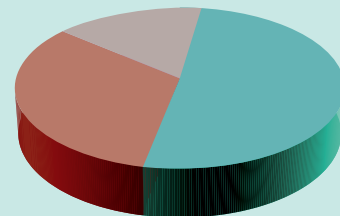
- 2-year Junior College 23.61%
- 3-year Junior College 1.80%
- 5-year Junior College 27.89%
- University & College 41.50%
- Master Program 4.08%
- Ph. D. Program 1.12%

SY2003-2004



- 2-year Junior College 11.84%
- 5-year Junior College 10.91%
- University & College 65.94%
- Master Program 9.60%
- Ph. D. Program 1.71%

SY2003-2004



- Sciences & Technology 50.99%
- Social Sciences 33.61%
- Humanities 15.40%