

## 10. Classification of Students at Senior Vocational Schools and Higher Educational Institutes

### 1. Senior Vocational Schools

In SY67, there were 94,547 senior vocational school students, accounting for two-thirds of total senior high school students. Since the nine-year compulsory education program was launched in SY68, the vocational education has experienced fast expansion to meet the demand of economic development. In SY2004, students of this category had risen to 326,159. Among these students, 140,029 majored in industry, 129,895 in commerce, 9,665 in agriculture, 33,673 in home economics, 4,982 in nursing and midwifery, 4,557 in marine products, and 3,358 in opera and arts.

### 2. Higher Educational Institutes

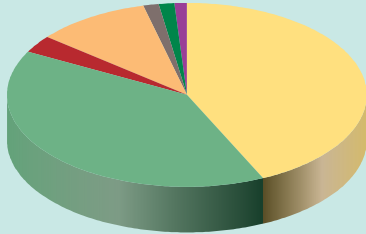
In SY2004, there were 1,285,867 students studying at universities, colleges, and junior colleges. Among them were 160,401 graduate pro-

gram students (including 135,992 pursuing the master's degree and 24,409 pursuing the doctoral degree), 894,528 university/college students, and 230,938 junior college students (112,425 under the 2-year program and including 118,513 under the 5-year program). Out of these students, 42,778 majored in education, 34,095 in fine arts, 112,431 in humanities, 45,227 in economics, social science, and psychology, 283,430 in business administration, 16,568 in law and jurisprudence, 36,465 in natural science, 135,080 in mathematics and computer science, 125,750 in medical science, 1,467 in crafts, 282,935 in engineering, 17,565 in architecture, 27,159 in agriculture, 46,661 in home economics, 12,872 in transportation and communications, 28,363 in tourism, 22,478 in mass communication, and 14,543 in physical education.



### Categories of Senior Vocational School Students

SY2004-2005

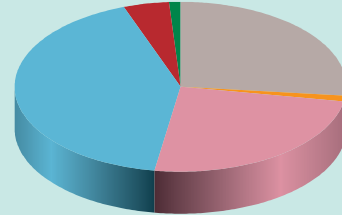


- Industry 42.93%
- Commerce 39.85%
- Agriculture 2.96%
- Home Economics 10.32%
- Nursing 1.5%
- Marine Products 1.4%
- Opera & Arts 1.03%



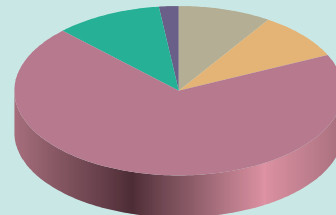
### Categories of University, College, and Junior College Students

SY1994-1995



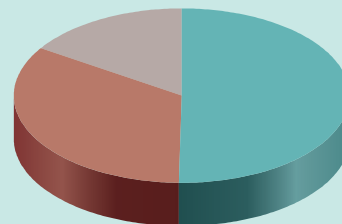
- 5-year Junior College 26.76%
- 3-year Junior College 1.05%
- 2-year Junior College 24.80%
- University & College 41.95%
- Master Program 4.28%
- Ph. D. Program 1.16%

SY2004-2005



- 5-year Junior College 9.22%
- 2-year Junior College 8.74%
- University & College 69.57%
- Master Program 10.58%
- Ph. D. Program 1.90%

SY2004-2005



- Sciences & Technology 50.39%
- Social Sciences 33.75%
- Humanities 15.85%